



COACHING CLINICS WINTER 2007

SESSION 2

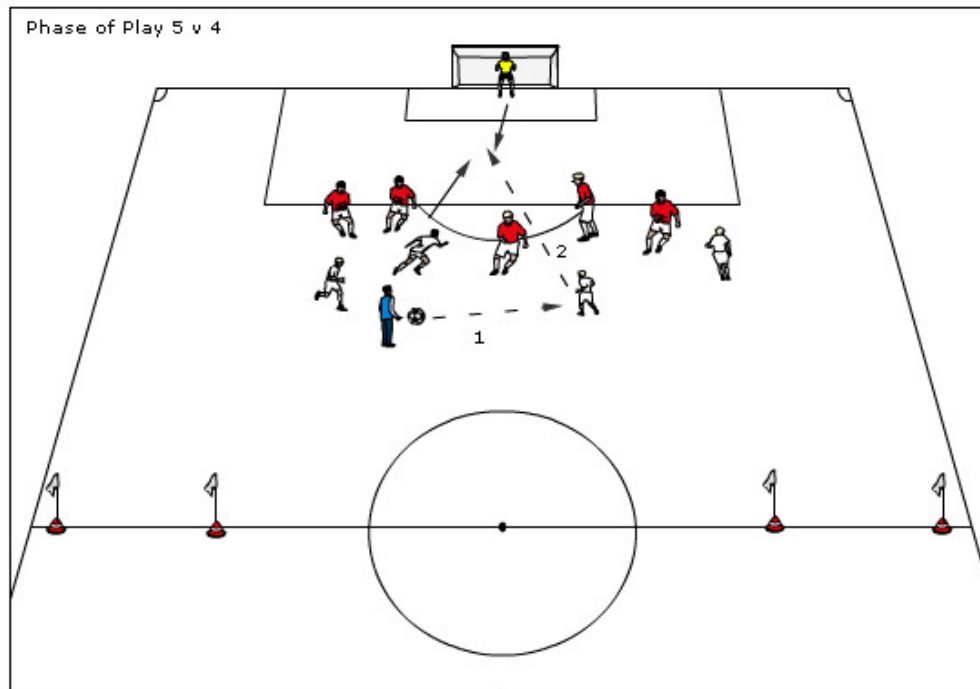
DEVELOPMENT OF POSSESSION INTO TACTICAL USE OF POSSESSION

Session 2: Development of Possession in to the Tactical Use of Possession

PHASE OF PLAY:

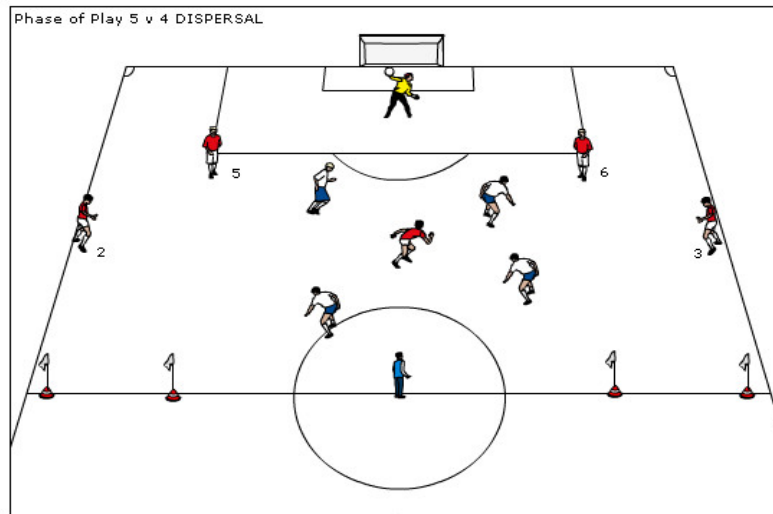
Is a practice situation utilizing the full width of the pitch but with a reduced length. Involves team units of players attacking or defending against opponents and is ideal or developing group, unit and team tactical understanding.

I. Starting Position:



- Coach starts with the ball 30 yards away from the goal and plays it square to one of the attacking players.
- The attacking player plays a through ball a bit to hard for a striker running on to the ball so that the gk can collect it.
- Once the gk has possession of the ball, the defensive team has to now transition into attack.

II. DISPERSAL



HOW DO WE DISPERSE?

- ASK them to what to do
 - o Who
 - o Where
 - o When
 - o Why
- TELL them what to do
- Show them what to do

Team Dispersal in a 4 – 4 – 2 System

- o Vacate the “playing out” area in the defensive 1/3rd
- o High and Wide and Long
- o Defenders get High and Wide
- o One Central Midfield Player comes in deep to receive the ball
- o One Central Midfield Player pushes long to provide Depth
- o Wingers get High and Wide almost level with the Strikers
- o Central Strikers push up as High as possible in an offside position?

Goalkeepers Options:

- Quick release (Long, Medium range)
- Throw the ball out for a build up
- Dribble and drive

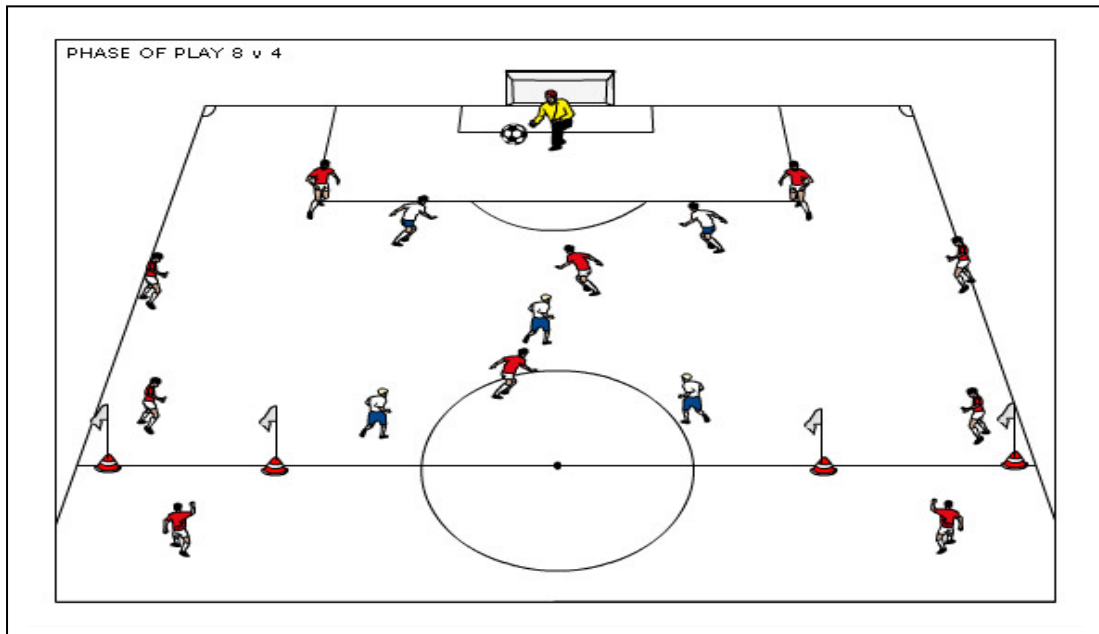
GK looks to distribute to #5 or #6's feet

- o #5 has the ball and now looks to go forward
 - dribble into space if available
 - play it wide if available
 - play it into #4 who checks back into the hole or pushes up beyond the oppositions midfield

QUESTIONS:

1. How do the defenders look to receive the ball?
 - Sideways on (opening up their body to the field)
 - Ask for the ball at their front foot so they can look to attack
2. Where do #5 and #6 disperse to?
 - Edge of the 18 yard box
3. Where do #2 and #3 disperse to?
 - 30 - 40 yards up the field
4. How do the four back disperse?
 - a. Quickly
 - b. Make sure they can see the Gk who has position of the ball

III. 8 v 4 Game



Play it into the target player (STRIKER) who is beyond the half way line who then lays it back for the Midfield Player to switch it into the second target player (STRIKER).

- If you are not getting success, you can not progress
 - Take a player out from the defending team to make it easier for the attacking team